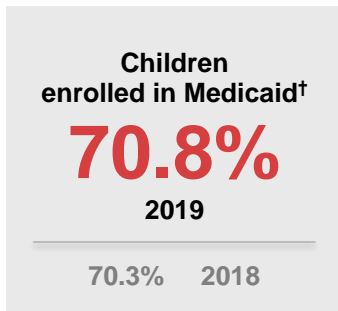
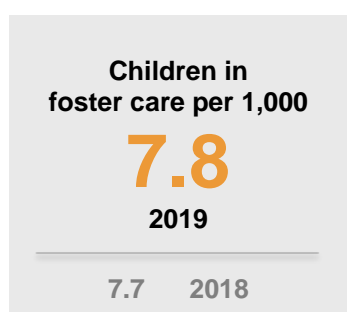
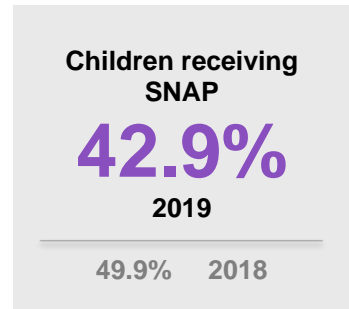

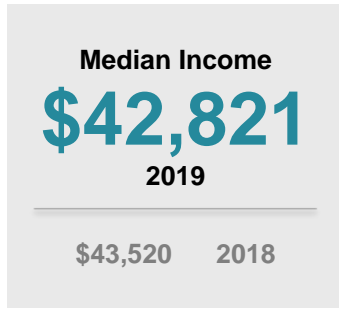
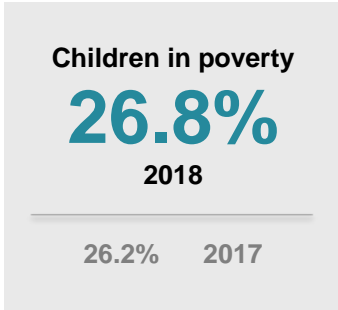


Jefferson COUNTY

2020

KIDS COUNT COUNTY PROFILE

	Ohio	Jefferson
Child population:	2,578,019	12,517
Percent Black:	15.7%	6.9%
Percent White:	76.2%	86.5%
Percent Asian:	2.6%	0.5%
Percent Hispanic:	6.4%	3%



[†]Based on county of residence

^{††}Some eligible districts can identify all or nearly all students as economically disadvantaged

*Rates based on fewer than 10 cases are unstable and not reported

***Rates based on fewer than 10 births are unstable and not reported

KIDS COUNT COUNTY PROFILE

Jefferson COUNTY



Ohio	
Enrollment	1,660,354
3rd Grade Reading - Proficient	61.2%
8th Grade Math - Proficient	41%
High School Graduation	85.3%
Chronic Absenteeism	12.5%
Suspensions or Expulsions per 100 Students	12.6



District	Enrollment	3rd Grade Reading - Proficient or Higher (%)	8th Grade Math - Proficient or Higher (%)	High School Graduation Rate (%)	Chronic Absenteeism (%)	Suspensions or Expulsions per 100 Students
Buckeye Local	1,570	65.3%	59.1%	93.4%	20.4%	6.0
Edison Local	1,464	76.7%	68.8%	89.4%	16.3%	15.4
Indian Creek Local	2,012	81.1%	61.2%	91.9%	33.7%	5.9
Steubenville City	2,544	>95%	95.2%	99.4%	8.9%	0.1
Toronto City	890	81.3%	50.0%	94.7%	20.7%	3.6



COVID-19 has impacted the lives of Ohio's children and families with job loss, school closings and isolation. The 2020 KIDS COUNT County Profiles reflect child well-being prior to COVID-19. These data serve as benchmarks as we move forward. Measures of child well-being are indicators of a true economic recovery.

QUESTIONS FOR POLICYMAKERS

Many children are experiencing food insecurity for the first time due to COVID-19. As a community, how can we support child nutrition and help families keep food on the table?



Thousands of families have lost health coverage that was tied to their employment. How will you ensure that every child receives affordable healthcare?

With education moving online, children need safe, stable homes and high-speed internet. What is your plan to prevent housing instability and increase access to internet service?

